

## Every Week STILL Counts: An Update on Early Elective Deliveries in Oklahoma

The Every Week Counts (EWC) collaborative may have ended in 2014, but rates of early elective deliveries continue to be monitored. Every hospital who receives Medicare benefits, with a few exceptions, is required to submit quarterly data on early elective deliveries to the Centers for Medicare and Medicaid Services (CMS). This report is an update on the status of early elective deliveries in Oklahoma.

### The Every Week Counts Collaborative

EWC began in 2011 with a goal to eliminate early elective deliveries. 52 Oklahoma hospitals participated in the collaborative. Hospitals were encouraged to adopt scheduling practices that would discourage the scheduling of non-medically necessary inductions or scheduled cesarean deliveries for women who had not yet completed 39 weeks of gestation. Participating hospitals submitted monthly data to the Office of Perinatal Quality Improvement. From the first quarter of 2011 to the end of the collaborative in the fourth quarter of 2014, there was a 96% reduction in early elective deliveries reported to the collaborative (See Figure 1).

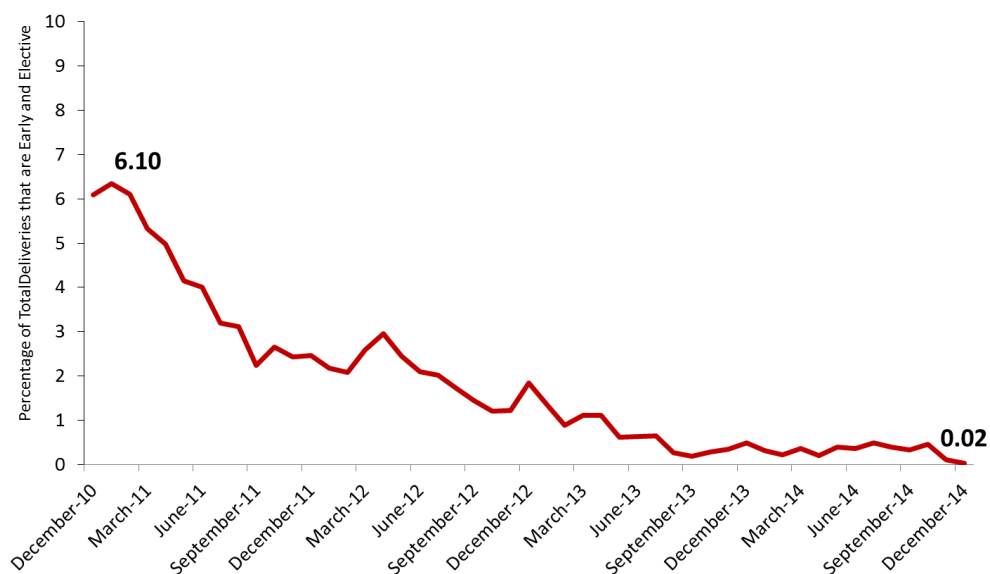


Figure 1. The rate of inductions and cesarean deliveries prior to 39 weeks without a documented medical indication. Rate is out of total deliveries.

### CMS Hospital Compare Data

Since 2013, hospitals have been required to submit data on early elective deliveries to CMS utilizing the Joint Commission's National Quality Core Measure in Perinatal Care, *Elective Delivery* (PC-01). Although they measure the same issue, PC-01 has different specifications and population set than what was utilized for EWC data collection. The Joint Commission periodically updates the specifics of this measure. The manual for current specifications can be found at [manual.jointcommission.org](http://manual.jointcommission.org).

The data submitted to CMS is publicly reported on their [Hospital Compare website](#). On Hospital Compare, each hospital's data is identified. It is displayed as a rolling average based on the most recent four quarters of data. Figure 2 shows the averages of all reporting Oklahoma hospitals since data submission began with Q1 2013 discharges. This data is consistent with the trend that was seen with EWC data. The most recent available data includes Q1 2016. From Q2 2015 – Q1 2016, Oklahoma hospitals had an average PC-01 rate of 3%. While Oklahoma has sustained a rate of 3% during the last four reporting periods, the national average has continued to decline, with the last period reported at 2%.

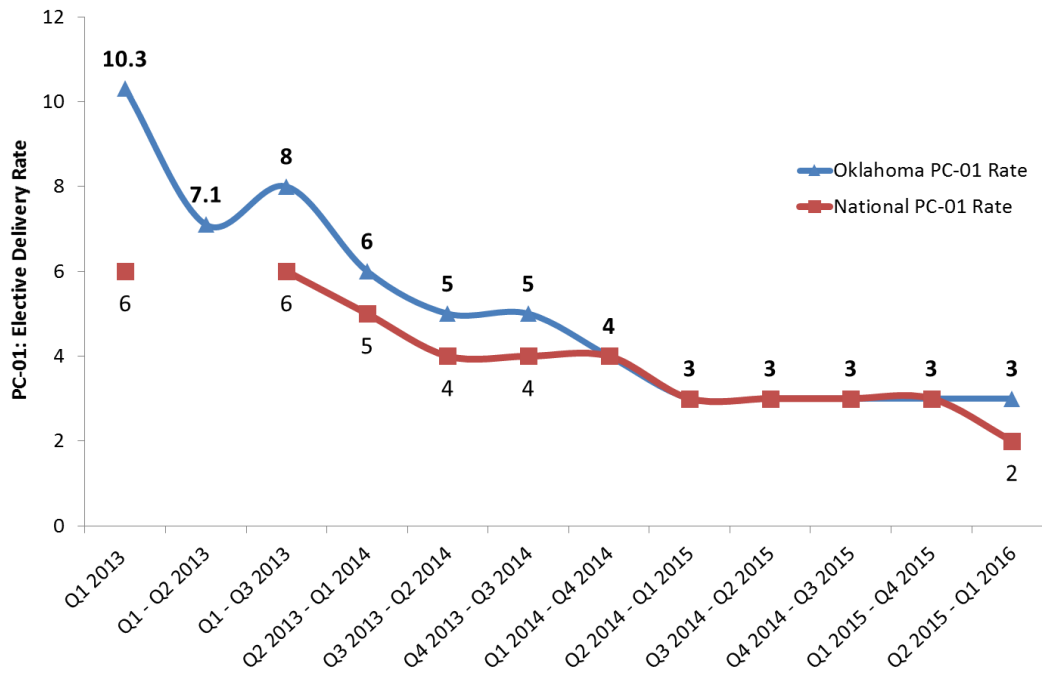


Figure 2. Average PC-01 rates of reporting Oklahoma hospitals compared to the national rate. Data retrieved from Hospital Compare. First data point is first reported quarter (Q1 2013). Other data points are reported rolling averages.

### PC-01 Rates of Oklahoma Hospitals

As with any measure, there is variation of rates among hospitals. In general, most hospitals have seen a decline in their reported PC-01 rates. Table 1 on the following page lists the rates reported by each Oklahoma hospital.

These rates were obtained from the Hospital Compare website, which is available to the public. Rates highlighted in green are rates reported at or below 5%. Rates below the national average for the last reported quarter are highlighted in a darker green.

Oklahoma hospitals are encouraged to continue to monitor their PC-01 rates. Because this measure is based strictly on ICD-9 and ICD-10 coding, documentation and coding practices can greatly influence this measure.

Table 1. Hospital PC-01 rates as reported on Hospital Compare. Note that rates are reported as rolling averages. Number in parenthesis is the denominator. Rates at or below 5% are highlighted in green. Rates at or below the national average (2%) are in bold in a darker shade of green. Superscript definitions are as follows: <sup>1</sup>The number of cases/patients is too few to report. <sup>2</sup>Data submitted were based on a sample of cases/patients. <sup>3</sup>Results are based on a shorter time period than required. <sup>5</sup>Results are not available for this reporting period. <sup>7</sup>No cases met the criteria for this measure.

Hospital Name	Q3 2013 - Q2 2014	Q4 2013 - Q3 2014	Q1 2014 - Q4 2014	Q2 2014 - Q1 2015	Q3 2014- Q2 2015	Q4-2014- Q3-2015	Q1 2015- Q4 2015	Q2 2015- Q1 2016
AllianceHealth Clinton	8 (49)	6 (49)	4 (48)	2 <sup>2</sup> (48)	0 <sup>2</sup> (49)	0 <sup>2</sup> (53)	0 <sup>2</sup> (51)	<b>0<sup>2</sup> (45)</b>
AllianceHealth Deaconess	2 <sup>2</sup> (44)	2 <sup>2</sup> (40)	3 <sup>2</sup> (39)	3 <sup>2</sup> (37)	0 <sup>2</sup> (33)	3 <sup>2</sup> (35)	5 <sup>2</sup> (40)	5 <sup>2</sup> (42)
AllianceHealth Durant	18 (172)	15 (192)	10 (194)	9 <sup>2</sup> (157)	11 <sup>2</sup> (130)	5 <sup>2</sup> (83)	6 <sup>2</sup> (53)	4 <sup>2</sup> (55)
AllianceHealth Midwest	5 <sup>2</sup> (37)	5 <sup>2</sup> (39)	0 <sup>2</sup> (48)	0 <sup>2</sup> (54)	0 <sup>2</sup> (64)	1 <sup>2</sup> (68)	4 <sup>2</sup> (55)	4 <sup>2</sup> (50)
AllianceHealth Ponca City	4 <sup>2</sup> (47)	2 <sup>2</sup> (46)	2 <sup>2</sup> (40)	5 <sup>2</sup> (42)	4 <sup>2</sup> (46)	2 <sup>2</sup> (46)	2 <sup>2</sup> (48)	<b>0<sup>2</sup> (54)</b>
AllianceHealth Woodward	0 <sup>2</sup> (74)	0 <sup>2</sup> (69)	0 <sup>2</sup> (68)	0 <sup>2</sup> (73)	0 <sup>2</sup> (76)	0 <sup>2</sup> (79)	0 <sup>2</sup> (78)	<b>0<sup>2</sup> (74)</b>
Bailey Medical Center	5 (37)	2 (40)	7 (41)	8 (48)	6 (47)	6 (48)	2 (52)	<b>0 (51)</b>
Cherokee Nation W. W. Hastings Indian Hospital	0 (232)	0 (210)	0 (218)	0 (227)	0 (232)	0 (259)	0 (267)	<b>0 (261)</b>
Chickasaw Nation Medical Center	11 <sup>2</sup> (44)	2 <sup>2</sup> (43)	2 <sup>2</sup> (58)	4 <sup>2</sup> (57)	5 <sup>2</sup> (66)	5 <sup>2</sup> (76)	6 <sup>2</sup> (69)	3 <sup>2</sup> (72)
Choctaw Nation Health Care Center	5 <sup>2</sup> (111)	2 <sup>2</sup> (118)	1 <sup>2</sup> (126)	2 <sup>2</sup> (118)	3 <sup>2</sup> (110)	3 <sup>2</sup> (104)	3 <sup>2</sup> (99)	3 <sup>2</sup> (105)
Claremore Indian Hospital	11 (27)	9 (33)	3 (30)	3 (29)	0 (28)	8 (24)	11 (28)	14 (29)
Comanche County Memorial Hospital	6 <sup>2</sup> (49)	3 <sup>2</sup> (58)	2 <sup>2</sup> (81)	2 <sup>2</sup> (109)	2 <sup>2</sup> (123)	4 <sup>2</sup> (153)	5 <sup>2</sup> (152)	7 <sup>2</sup> (152)
Craig General Hospital	N/A <sup>1,2</sup>	N/A <sup>1,2</sup>	0 (15)	0 <sup>2</sup> (22)	0 <sup>2</sup> (25)	0 <sup>2</sup> (23)	0 <sup>2</sup> (15)	<b>0<sup>2</sup> (12)</b>
Duncan Regional Hospital	0 <sup>2</sup> (97)	0 <sup>2</sup> (40)	0 <sup>2</sup> (47)	0 <sup>2</sup> (46)	0 <sup>2</sup> (50)	0 <sup>2</sup> (49)	0 <sup>2</sup> (43)	<b>0<sup>2</sup> (43)</b>
Eastar Medical Center	8 <sup>2</sup> (37)	7 <sup>2</sup> (28)	11 <sup>2</sup> (35)	11 <sup>2</sup> (38)	9 <sup>2</sup> (43)	4 <sup>2</sup> (49)	0 <sup>2</sup> (40)	<b>2<sup>2</sup> (43)</b>
Eastern Oklahoma Medical Center	61 (33)	67 (30)	86 (14)	N/A <sup>7</sup>	N/A <sup>7</sup>	N/A <sup>1</sup>	0 <sup>2</sup> (13)	3 <sup>2</sup> (35)
Grady Memorial Hospital	5 <sup>2</sup> (103)	5 <sup>2</sup> (103)	7 <sup>2</sup> (75)	6 <sup>2</sup> (49)	4 <sup>2</sup> (46)	5 (50)	0 <sup>2</sup> (27)	<b>0<sup>2</sup> (15)</b>
Great Plains Regional Medical Center	12 <sup>2</sup> (33)	15 <sup>2</sup> (41)	16 <sup>2</sup> (43)	12 <sup>2</sup> (40)	15 (39)	12 (34)	6 (32)	6 (32)
Hillcrest Hospital Claremore	8 (134)	9 (137)	5 (132)	5 (121)	5 (113)	9 (117)	8 (120)	8 (107)
Hillcrest Hospital Cushing	14 (21)	12 (24)	7 (28)	4 (27)	0 (27)	0 (32)	0 (32)	<b>0<sup>2</sup> (31)</b>
Hillcrest Hospital South	11 <sup>2</sup> (130)	14 <sup>2</sup> (84)	18 <sup>2</sup> (50)	11 <sup>2</sup> (56)	8 <sup>2</sup> (50)	4 <sup>2</sup> (54)	2 <sup>2</sup> (46)	11 <sup>2</sup> (35)
Hillcrest Medical Center	4 <sup>2</sup> (359)	4 <sup>2</sup> (374)	4 <sup>2</sup> (385)	4 (400)	4 (399)	4 (393)	4 (402)	3 (403)
INTEGRIS Baptist Medical Center	5 (398)	5 (397)	5 (387)	4 (397)	3 (400)	3 (375)	2 (362)	<b>1 (350)</b>
INTEGRIS Bass Baptist Health Center	0 <sup>2</sup> (107)	0 <sup>2</sup> (63)	0 <sup>2</sup> (39)	0 <sup>2</sup> (41)	0 <sup>2</sup> (40)	0 <sup>2</sup> (39)	0 <sup>2</sup> (35)	<b>0<sup>2</sup> (41)</b>
INTEGRIS Canadian Valley Regional Hospital	2 (94)	6 (104)	4 (122)	4 (129)	3 (134)	0 (120)	1 (116)	<b>1 (108)</b>
INTEGRIS Grove General Hospital	13 <sup>2,3</sup> (23)	4 <sup>2</sup> (27)	0 <sup>2,3</sup> (26)	0 <sup>2</sup> (37)	0 <sup>2</sup> (43)	0 <sup>2</sup> (39)	0 (41)	<b>0 (41)</b>
INTEGRIS Health Edmond	2 (46)	0 (52)	0 (55)	0 (52)	0 (59)	0 (62)	2 (65)	<b>1 (68)</b>
INTEGRIS Miami Hospital	0 (58)	0 <sup>2</sup> (69)	0 <sup>2</sup> (59)	0 <sup>2</sup> (53)	0 <sup>2</sup> (62)	0 <sup>2</sup> (54)	0 (61)	<b>0 (63)</b>

Hospital Name	Q3 2013 - Q2 2014	Q4 2013 - Q3 2014	Q1 2014 - Q4 2014	Q2 2014 - Q1 2015	Q3 2014- Q2 2015	Q4-2014- Q3-2015	Q1 2015- Q4 2015	Q2 2015- Q1 2016
INTEGRIS Southwest Medical Center	6 (178)	7 (181)	6 (185)	5 (184)	3 (170)	0 (181)	0 (175)	<b>0 (169)</b>
Jackson County Memorial Hospital	4 <sup>2</sup> (46)	4 <sup>2</sup> (48)	2 <sup>2</sup> (51)	0 <sup>2</sup> (46)	0 <sup>2</sup> (45)	0 <sup>2</sup> (49)	0 <sup>2</sup> (39)	<b>0<sup>2</sup> (42)</b>
Jane Phillips Medical Center	0 (60)	0 (61)	0 (61)	0 (62)	1 (73)	4 (74)	7 (75)	7 (75)
Lakeside Women's Hospital	12 <sup>2</sup> (48)	4 <sup>2</sup> (47)	5 <sup>2</sup> (43)	2 <sup>2</sup> (43)	0 <sup>2</sup> (47)	0 <sup>2</sup> (58)	0 <sup>2</sup> (54)	<b>0<sup>2</sup> (53)</b>
McAlester Regional Health Center	5 <sup>2</sup> (42)	3 <sup>2</sup> (37)	0 <sup>2</sup> (27)	0 <sup>2</sup> (34)	9 <sup>2</sup> (43)	17 <sup>2</sup> (48)	18 <sup>2</sup> (51)	20 <sup>2</sup> (51)
McCurtain Memorial Hospital	0 <sup>2</sup> (38)	0 <sup>2</sup> (52)	0 (65)	0 (74)	0 (65)	0 (62)	0 (54)	<b>0 (54)</b>
Memorial Hospital of Stilwell	0 <sup>2</sup> (22)	0 <sup>2</sup> (25)	0 <sup>2</sup> (18)	6 <sup>2</sup> (16)	7 <sup>2</sup> (14)	N/A <sup>1,2</sup>	23 <sup>2</sup> (13)	14 <sup>2</sup> (14)
Memorial Hospital of Texas County	5 <sup>2</sup> (58)	4 <sup>2</sup> (85)	1 <sup>2</sup> (92)	0 <sup>2</sup> (92)	12 <sup>2</sup> (82)	17 <sup>2</sup> (59)	20 <sup>2</sup> (51)	22 <sup>2</sup> (45)
Mercy Hospital Ada	0 <sup>2</sup> (49)	0 <sup>2</sup> (46)	0 <sup>2</sup> (55)	0 <sup>2</sup> (54)	0 <sup>2</sup> (55)	0 <sup>2</sup> (52)	0 <sup>2</sup> (45)	<b>0<sup>2</sup> (33)</b>
Mercy Hospital Ardmore	3 <sup>2</sup> (33)	0 <sup>2</sup> (31)	0 <sup>2</sup> (33)	0 <sup>2</sup> (35)	0 <sup>2</sup> (40)	2 <sup>2</sup> (45)	2 <sup>2</sup> (46)	<b>2<sup>2</sup> (43)</b>
Mercy Hospital Oklahoma City	6 <sup>2</sup> (78)	3 <sup>2</sup> (79)	2 <sup>2</sup> (81)	2 <sup>2</sup> (83)	1 <sup>2</sup> (77)	2 <sup>2</sup> (83)	5 <sup>2</sup> (87)	3 <sup>2</sup> (89)
Norman Regional HealthPlex	6 (420)	6 (423)	5 (436)	5 (420)	5 (409)	3 (391)	2 (365)	<b>2 (363)</b>
Northeastern Health System	0 <sup>2</sup> (49)	0 (54)	0 (45)	3 (30)	5 (21)	6 (18)	5 (20)	<b>0 (20)</b>
OSU Medical Center	4 <sup>2</sup> (57)	3 <sup>2</sup> (61)	2 (64)	1 (77)	3 (74)	1 (71)	1 (68)	<b>2 (57)</b>
Saint Francis Hospital	6 (568)	3 (536)	3 (535)	2 (494)	1 (473)	1 (499)	1 (459)	<b>0 (481)</b>
Saint Francis Hospital South	4 (172)	4 (156)	3 (136)	3 (131)	3 (124)	3 (127)	2 (123)	<b>1 (109)</b>
Southwestern Medical Center	6 <sup>2</sup> (35)	6 <sup>2</sup> (31)	17 <sup>2</sup> (30)	20 <sup>2</sup> (30)	19 <sup>2</sup> (31)	17 <sup>2</sup> (42)	10 <sup>2</sup> (40)	<b>2<sup>2</sup> (40)</b>
St. Anthony Hospital	9 <sup>2</sup> (148)	8 <sup>2</sup> (129)	10 <sup>2</sup> (105)	8 <sup>2</sup> (100)	4 <sup>2</sup> (92)	6 <sup>2</sup> (78)	4 <sup>2</sup> (69)	4 <sup>2</sup> (76)
St. Anthony Shawnee Hospital	4 <sup>2</sup> (94)	7 <sup>2</sup> (70)	6 <sup>2</sup> (51)	6 <sup>2</sup> (50)	7 <sup>2</sup> (44)	4 <sup>2</sup> (46)	3 <sup>2</sup> (39)	3 <sup>2</sup> (38)
St. John Medical Center	5 (232)	4 (227)	3 (209)	5 (197)	6 (193)	5 <sup>2</sup> (190)	4 <sup>2</sup> (201)	4 <sup>2</sup> (219)
St. John Owasso Medical Facility	0 (73)	0 (71)	0 (68)	0 (61)	0 (61)	2 <sup>2</sup> (61)	2 <sup>2</sup> (66)	3 <sup>2</sup> (72)
St. Mary's Regional Medical Center	11 <sup>2</sup> (37)	10 <sup>2</sup> (39)	3 <sup>2</sup> (39)	2 <sup>2</sup> (41)	3 <sup>2</sup> (39)	0 <sup>2</sup> (34)	0 <sup>2</sup> (36)	<b>0<sup>2</sup> (33)</b>
Stillwater Medical Center	0 <sup>2</sup> (178)	0 <sup>2</sup> (188)	1 <sup>2</sup> (176)	0 <sup>2</sup> (227)	0 <sup>2</sup> (217)	1 <sup>2</sup> (207)	2 <sup>2</sup> (198)	<b>2<sup>2</sup> (167)</b>
The Children's Hospital at OU Medical Center	0 <sup>2</sup> (86)	0 <sup>2</sup> (83)	0 <sup>2</sup> (85)	1 <sup>2</sup> (85)	1 <sup>2</sup> (89)	1 <sup>2</sup> (87)	1 <sup>2</sup> (96)	<b>0<sup>2</sup> (106)</b>
Weatherford Regional Hospital	N/A <sup>5</sup>	N/A <sup>5</sup>	N/A <sup>5</sup>	N/A <sup>5</sup>	N/A <sup>5</sup>	N/A <sup>5</sup>	N/A <sup>5</sup>	N/A <sup>5</sup>

This data show that most hospitals' PC-01 rates reported to CMS have improved over time. This is likely due to improved care practices along with improved data reporting processes.

## Oklahoma Birth Certificate Data

Reductions in the rates of early elective deliveries has apparently resulted in an increase in babies born at or after 39 weeks gestation. This trend is evident in Oklahoma birth certificate data (See Fig. 3). Since the beginning of EWC, deliveries of singletons from 39 to 41 weeks gestation increased by 7% (57.4 to 61.6%), while deliveries of singletons from 36 to 38 weeks declined by 11% (37.1 to 33.2%). It is important to note that the birth certificate data extends nine months beyond what is reported on Hospital Compare. As of March 7, 2017 Hospital Compare is reporting data through March 2016 (Q1, 2016), while the birth certificate data is reported through December 2016.

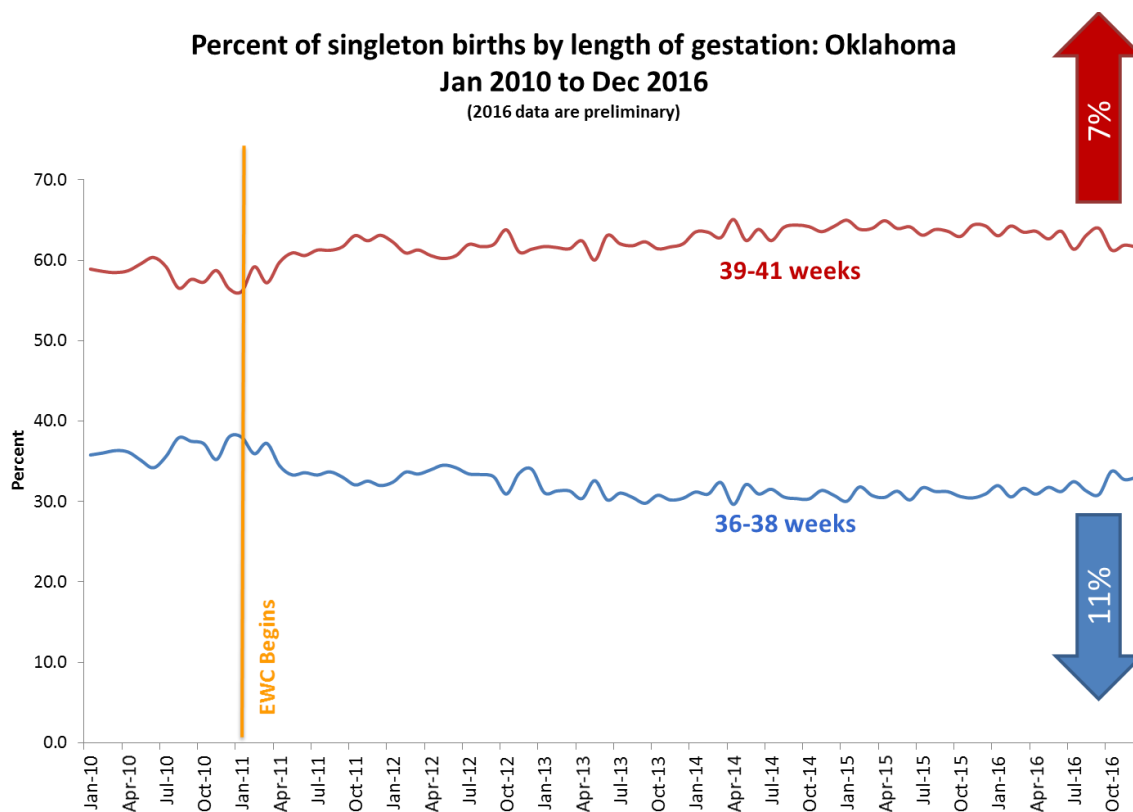


Figure 3. Percent of singleton births by length of gestation. Source: OK2Share. Comparison is from Q1 2011 to Q4 2016.

The decrease in early, elective deliveries since EWC began in 2011 is correlated with a reduction in the percentage of deliveries at 36-38 weeks gestation. However, there seems to be a slight reversal of this trend, especially in Q4 2016, a period for which PC-01 data is not yet reported on Hospital Compare. In Q4 2016, the percentage of deliveries at 36-38 weeks gestation rose to 33.2%, a sharp increase from the previous quarter (Q3 2016, 31.5%) and the highest percentage since Q3 2012 (33.3%). We encourage hospitals to continue to monitor their practices for scheduling elective deliveries, especially those performed prior to 39 weeks gestation. Because every week of gestation STILL counts.

We thank you all for your support and work to create a culture of excellence in perinatal care in Oklahoma.